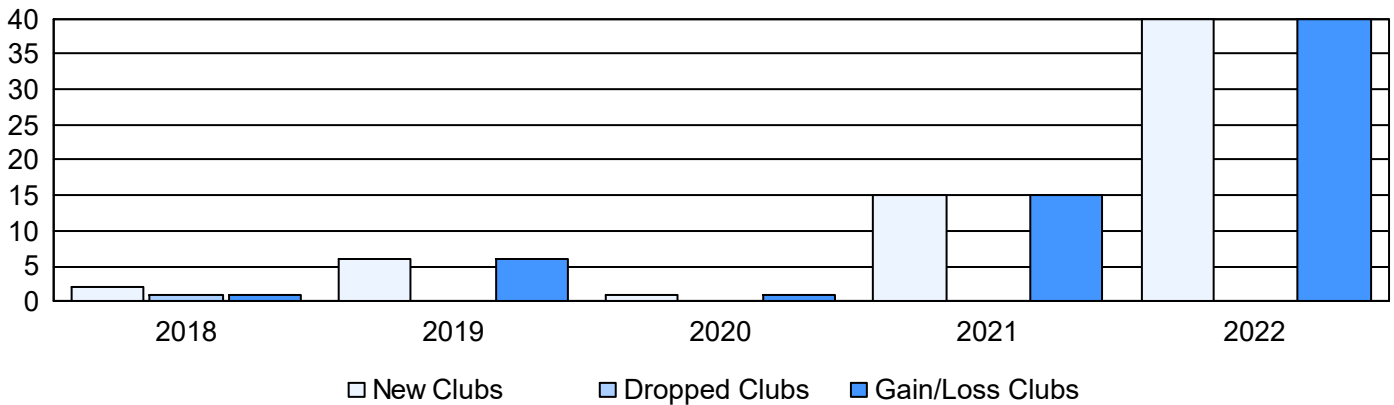
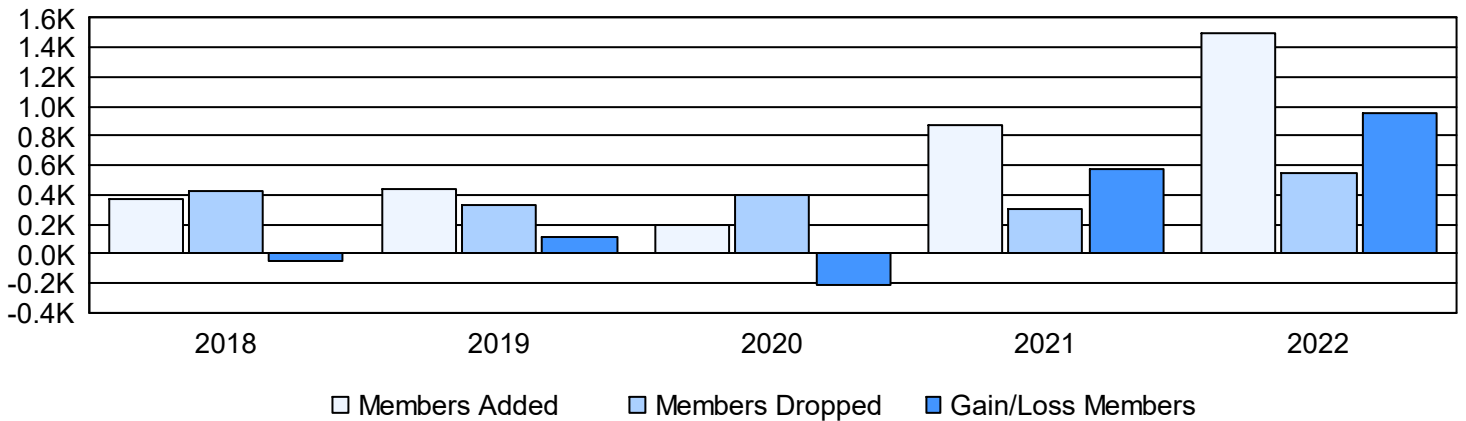


Year	New Clubs	Dropped Clubs	Gain/ Loss Clubs	New Members	Charter Members	Reinstate Members	Transfer Members	Total Member Added	Total Members Dropped	Gain/ Loss Members
2017-2018	2	1	1	320	53	4	1	378	422	-44
2018-2019	6	0	6	207	204	29	0	440	332	108
2019-2020	1	0	1	153	29	11	0	193	401	-208
2020-2021	15	0	15	437	393	50	0	880	301	579
2021-2022	40	0	40	510	955	32	6	1,503	549	954
Average	13	0	13	325	327	25	1	679	401	278

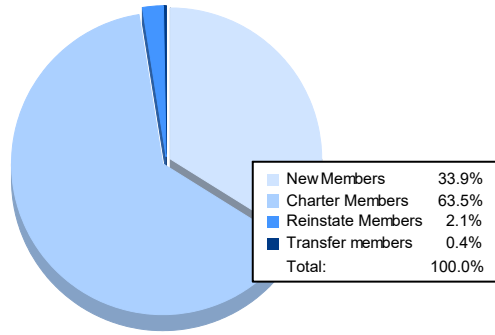
Clubs



Members



Membership Composition June 2022 Cumulative



Gender Composition June 2022 Cumulative

